

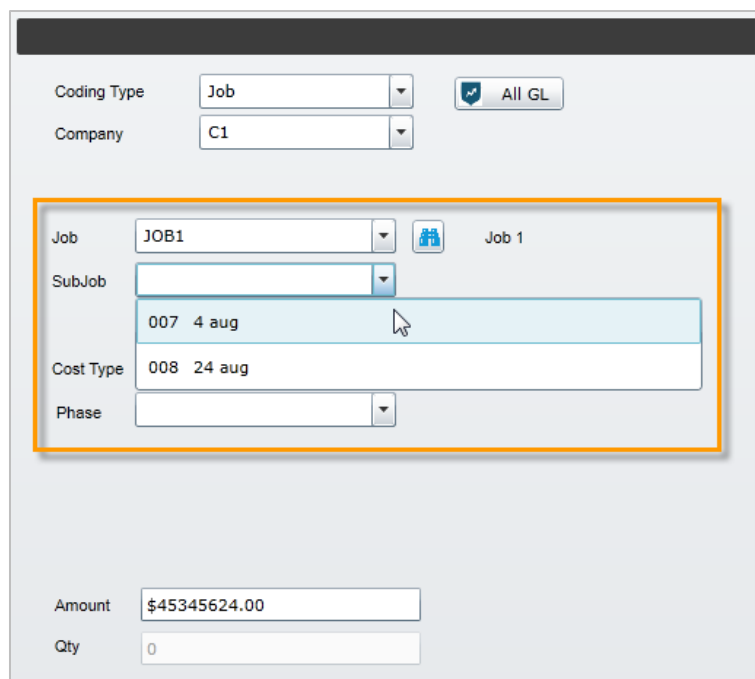
CEMS Release Notes v.34

Release 34 for the Comdata Expense Management System (CEMS) is available on 8/21, and includes the following enhancements:

- **Code Multiple Subjobs in Computer Guidance.** This item allows Computer Guidance (CGC) ERP users to code multiple subjobs to the Job expense type. When a CGC user accesses the Transaction Coding or Mass Coding window and selects Job as a coding type, multiple subjobs will be available under the **SubJob** drop-down based on the selected Job. There is not a limit to the number of subjobs that can populate. This change helps CGC users to access all of their available subjobs for expense coding.

- **Transaction Coding window:**

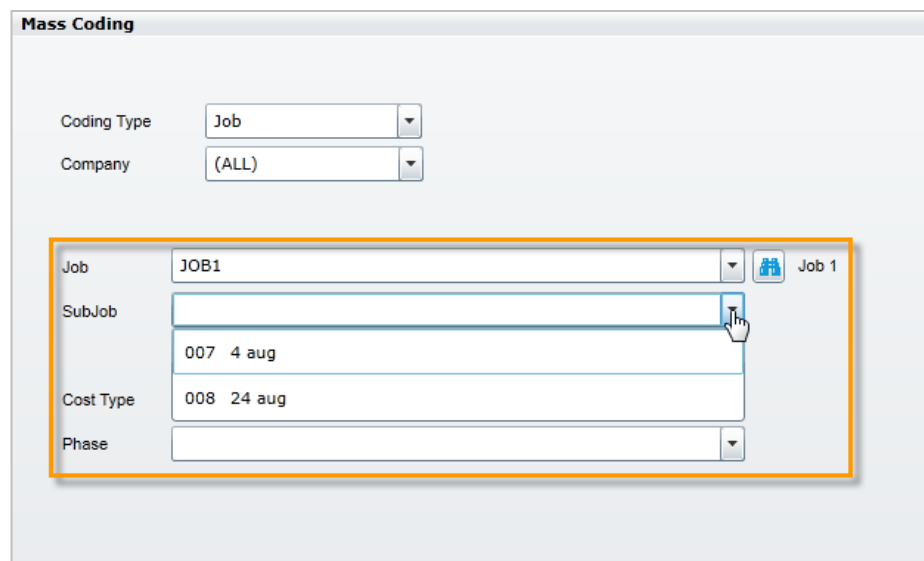
SubJob drop-down populates multiple values based on the Job selection.



The screenshot shows the Transaction Coding window. At the top, there are dropdowns for 'Coding Type' (set to 'Job') and 'Company' (set to 'C1'), along with an 'All GL' button. Below these, a section is highlighted with an orange border. It contains a 'Job' dropdown set to 'JOB1', a 'SubJob' dropdown with a list of options including '007 4 aug' and '008 24 aug', a 'Cost Type' dropdown set to '008 24 aug', and a 'Phase' dropdown. To the right of the 'Job' dropdown is a 'Job 1' label. At the bottom of the window, there are input fields for 'Amount' (showing '\$45345624.00') and 'Qty' (showing '0').

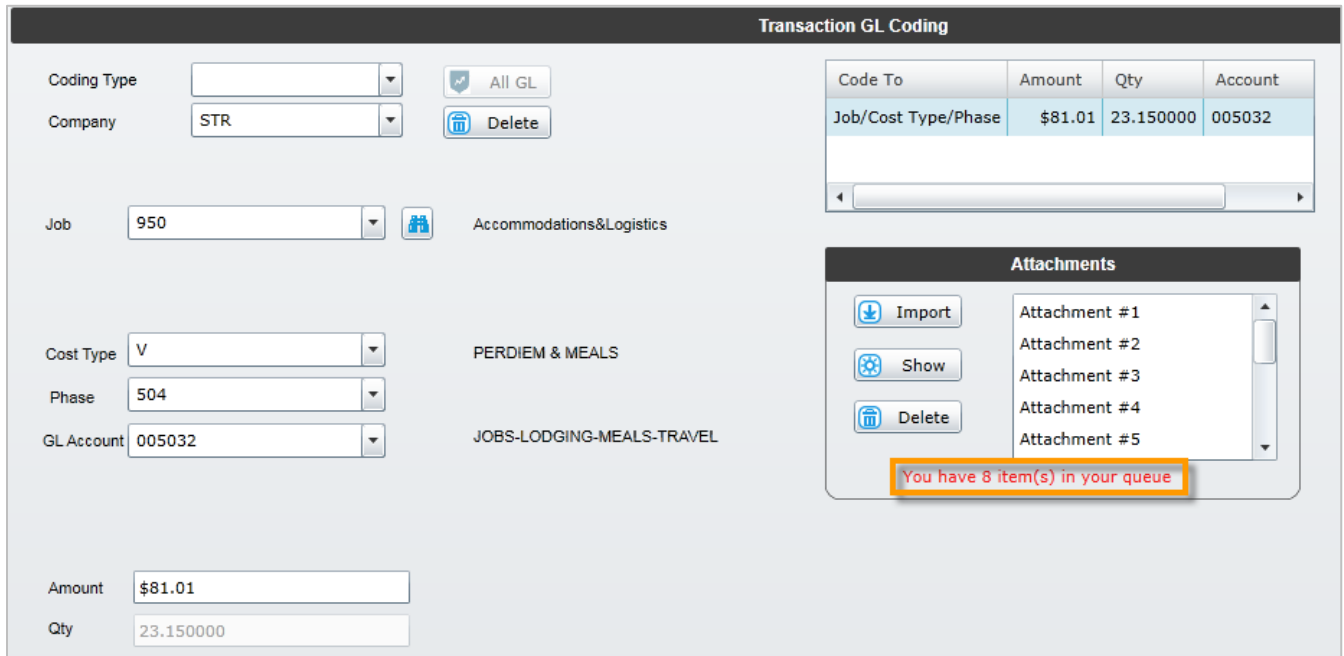
- **Mass Coding window:**

SubJob drop-down populates multiple values based on the Job selection.

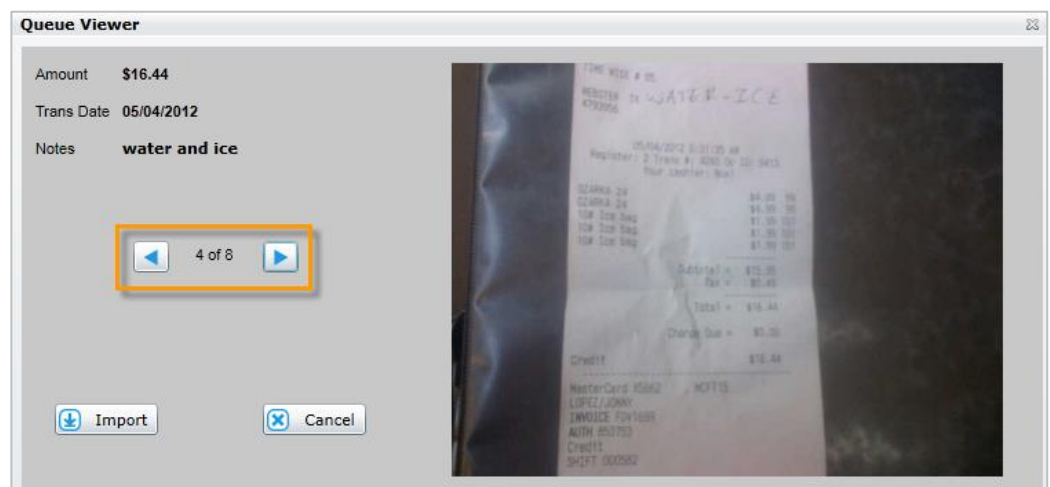


The screenshot shows the Mass Coding window. At the top, there are dropdowns for 'Coding Type' (set to 'Job') and 'Company' (set to '(ALL)'). Below these, a section is highlighted with an orange border. It contains a 'Job' dropdown set to 'JOB1', a 'SubJob' dropdown with a list of options including '007 4 aug' and '008 24 aug', a 'Cost Type' dropdown set to '008 24 aug', and a 'Phase' dropdown. To the right of the 'Job' dropdown is a 'Job 1' label.

- **Enhance Image Queue Performance.** This item corrects an issue in the Image Queue on the Transaction Coding window where users with 10 or more images experienced loading problems. When users opened the Image Queue and tried to page through each of their images, the images either loaded slowly or not at all. This change corrects the issue so that the Image Queue works as expected.
 - On the Transaction Coding window, click **You have x item(s) in your queue** to open the Queue Viewer window. This option displays only if you have queued images.



- In the Queue Viewer window, use the left and right arrows to scroll through your images. Each image should load successfully with no issues.



These items deployed on Sunday, August 21.

If you have questions about these new features or any other component of CEMS, please contact your Comdata Account Manager at 1-800-282-0012. You can also refer to the online CEMS user guide available through the **Help/Updates** link in the CEMS menu bar.